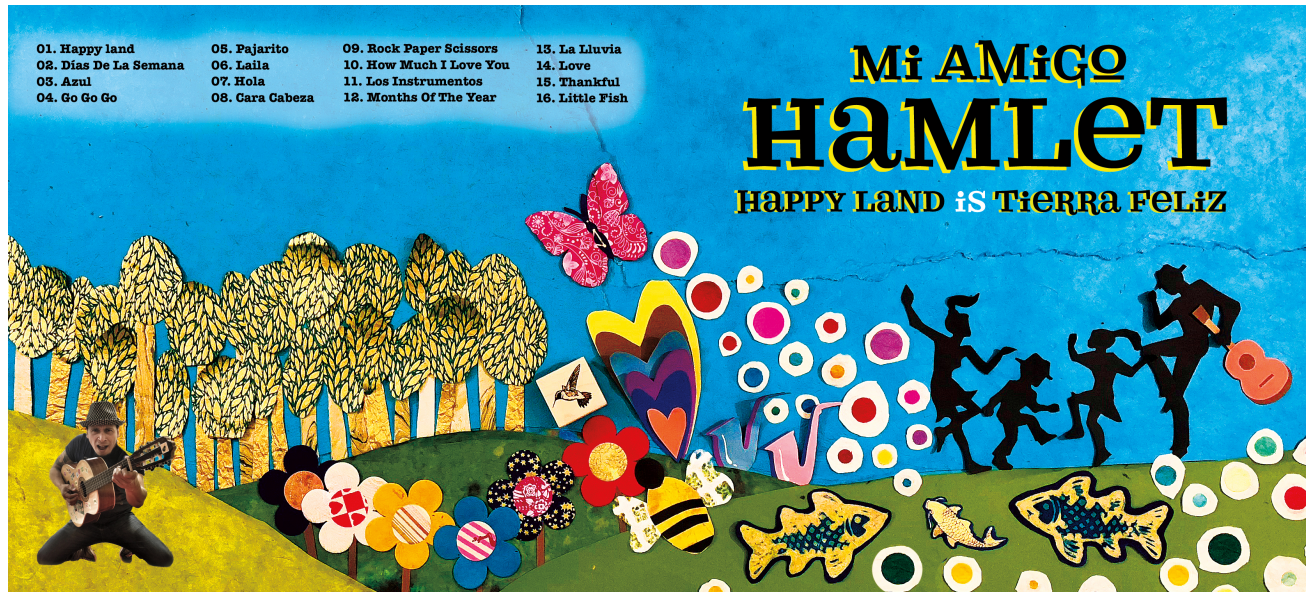


Integrating Bilingual Songs In a Creative Learning Environment



billboard:
Best Latin Kids' Music
New Releases 2018

A Parents' Choice Silver Honor Award
Winner

Music and lyrics; illustration and design; vocals and guitar by Hamlet Meneses.

Executive Producer: Hamlet M.

Produced, recorded and mixed at No Parking Studios, Rosendale NY.

With Grammy winner producer Dean Jones.

©2020 All Rights Reserved

Copyright © 2020 Mi Amigo Hamlet. All rights reserved.

After initial purchase, users are permitted to download, copy and share this Educational Guide with their class at no additional cost. Users agree to credit the source and include copyright notice. No modifications are to be made without written the consent from Mi Amigo Hamlet. Users agree not to charge any price for sharing information included in this packet to any person or organization. Audio tracks must be purchased. Applicable laws provide severe civil and criminal penalties for the unauthorized, reproduction, distribution and digital transmission of copyrighted sound recordings.

01 Happy Land

Verse 1

Happy land,
Happy friends,
Tierra feliz
Amigos felices

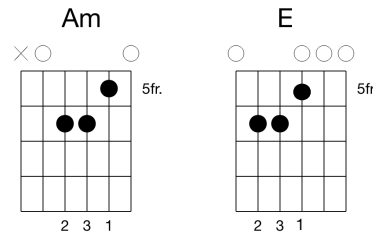
Happy smiles
Happy hearts
Sonrisas felices,
Corazones felices

Chorus

I feel it in my heart
I feel it in my soul
I feel it all over my body
Lo siento en mi corazón
Lo siento en mi ser
Lo siento en todo mi cuerpo

Verse 2

Happy thoughts
Happy actions
Pensamientos felices
Acciones felices
Happy songs
Happy dance
Canciones felices
Baile feliz



Chorus

Spoken Word
Happy land, happy friends
Tierra feliz, amigos felices

Chorus

I feel it in my heart
I feel it in my soul
I feel it all over my body
Lo siento en mi corazón
Lo siento en mi ser
Lo siento en todo mi cuerpo

About The Song

Happy Land is about the enjoyment of life, and understanding that all of our actions can have positive impact in ourselves and our community.

Suggested Activity Ideas

Infants: This song can be enjoyed with dance scarves, as well as mixed, age-appropriate music instruments for infants explore while you sing to them.

Toddlers - Twos: Promote dramatic play (I feel it in my heart, I feel it in my soul, I feel it all over my body), along with scarves, music instruments, clapping and dancing.

Preschool and Pre-K: Begin with the above activities, then scaffold by asking students to create art pieces that encompass the following elements:

- A Happy land = happy friends
- Happy smiles = happy hearts
- Happy thoughts = happy actions
- Happy songs = happy dance



02 Días De La Semana

Verse 1

Los días de la semana
Son siete, siete, siete//

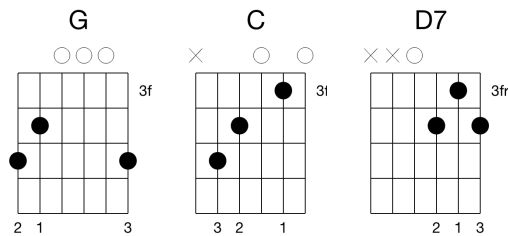
Lunes - Martes
Miércoles - Jueves
Viernes - Sábado
Y
Domingo

The days of the week
Are seven, seven, seven//

Monday - Tuesday
Wednesday - Thursday
Friday - Saturday
And
Sunday

Dialogue

Hey, what are you doing this week?
(Hey, qué harás esta semana?)



Monday (lunes), **the park** (el parque)
Tuesday (martes), **museums** (museos)
Wednesday (miércoles) **farmers' market** (el mercado)
Thursday (jueves) **the library** (la biblioteca)
Friday (viernes) **ice cream** (helados)
Saturday (sábado) **for friends** (los amigos)
And Sunday (y los domingos) **family!** (la familia!)

Chorus

Los días de la semana
Son siete, siete, siete
The days of the week
Are seven, seven, seven

About The Song

Dias De La Semana encourages children to learn the days of the week by highlighting weekly schedules, turning each day into a more concrete concept.

Suggested Activity Ideas

Infants: Engage infants by finger counting for each day of the week, then show them on their own fingers.

Toddlers - Twos: As toddlers and twos start to build their vocabulary I encourage my students to repeat each day of the week as I sing the song to them. Add this to counting the days on fingers and the kids love trying to keep up!

Preschool and Pre-K: Continue the activities from above, then encourage children to sing on their own before calendar time each day.

Children can also draw pictures or create photo collages of the things they do during the week.



03 Azul

Verse 1

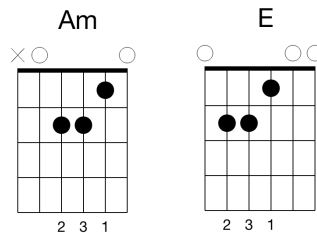
Azul (Blue) azul (Blue) azul (Blue)
Ah ah ah ah ah azul
Azul como el cielo (like the sky)
Azul como el agua (like water)
Azul como un globo (like a balloon)
Azul, Ah ah ah ah ah azul

Verse 2

Verde (green) verde (green) verde (green)
Ve ve ve ve ve ve verde
Verde como una rana (like a frog)
Verde como una serpiente (like a snake)
Verde como un cocodrilo (like a crocodile)
Ve ve ve ve ve ve verde

Verse 3

Amarillo (yellow) amarillo (yellow) amarillo (yellow)
Ama ma ma ma ma amarillo
Amarillo como un banano (like a banana)
Amarillo como un autobus (like a bus)
Amarillo como un taxi (taxi!)
Ama ma ma ma Amarillo



Verse 4

Rojo (red) rojo (red) oh rojo (red)
Rrrrrrr rojo
Rojo como una fresa (like a strawberry)
Rojo como una manzana (like an apple)
Rojo como un corazón (like a heart)
Rojo, Rrrrrrr rojo

Verse 5

Los colores (the colors), los colores (colors), sí,
colores (yes, colors)
Co co co co co colores
Los colores (colors), sí, los colores (yes, colors) los
colores (colors)
Co co co co co co co co co co co
Colores!

About The Song

Azul is about the 4 colors (blue, green, yellow and red) which are most popular in pre-school settings.

Suggested Activity Ideas

Infants: Gather a variety of toys or photos for specific examples as you sing the names of the colors.

Toddlers - Twos: Challenge your students to help you pick out examples of each color to use while singing the song.

Preschool and Pre-K: Begin by challenging the students to identify things both in the classroom and outside of it that are the colors of the song. Then, start adding new colors!

Also, art projects for this song are countless. Have fun with it!



04 Go Go Go

Verse 1

Chu chu chu dice el tren,

Choo Choo Choo Choo says the train

Brumm brumm brumm dice el carro

Brumm brumm brumm brumm says the car

Zum zum zum dice el avión

Zoom zoom zoom zoom says the airplane

Bip bip bip el autobús

Beep beep beep says the bus

Chorus

Y todos los vehículos van por todos lados

Todos los vehículos, van van van, van van van

All the vehicles go around

All the vehicles, go go go, go go go

Verse 2

Ring ring ring la bicicleta,

Ring ring ring ring says the bicycle

Zip zip zip la patineta,

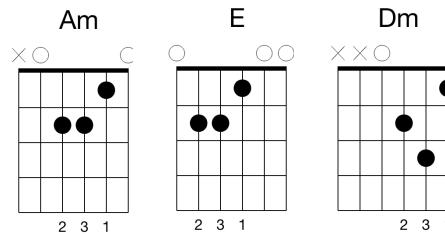
Zip zip zip zip goes the skateboard

Honk honk honk dice el camión

Honk honk honk honk says the truck

Brrr brrr brrr dice el barco

Brrr brrr brrr says the boat



Chorus

Y todos los vehículos van por todos lados
Todos los vehículos, van van van, van van van

All the vehicles go around

All the vehicles, go go go, go go go

Last Chorus

Y todos los vehículos **All the vehicles**

Todos los vehículos

Van van van, **Go go go**

Van van van, **Go go go**

Van van van

About The Song

This song is about transportation, and while the vehicles featured are: train, car, airplane, bus, bicycle, skateboard, truck and boat, others vehicles can always be added.

Suggested Activity Ideas

Infants: This song is perfect for introducing a variety of transportation sounds and related physical objects infants can explore and practice their fine motor skills with. From push to plastic to connector toys, anything can be a vehicle!

Toddlers - Twos: Using masking tape, create some roads on the floor for children to drive their cars on.

Preschool and Pre-K: Using masking tape, create a city made of masking tape for the roads, and make buildings out of paper to make them pop up and stand still on the ground while they drive their vehicles around.



Copyright

© 2020

Mi Amigo Hamlet.

All rights reserved.

After initial purchase, users are

permitted to download, copy and share this

Educational Guide with their class at no additional cost.

Users agree to credit the source and include copyright notice.

No modifications are to be made without written consent from

Mi Amigo Hamlet. Users agree not to charge any price for sharing

information included in this packet to any person or organization.

Audio tracks must be purchased. Applicable laws provide severe civil

and criminal penalties for the unauthorized, reproduction, distribution and digital

transmission of copyrighted sound recordings.

05 Pajarito

Verse 1

Little bird, little bird, that goes from flower to flower
Little bird, little bird, what beautiful color you have

Pajarito, pajarito que vas de flor en flor
 Pajarito pajarito que bonito es tu color

Chorus

Fly, fly little bird
Fly among the flowers
Fly, fly little bird
And go to the clouds

Vuela pajarito,
 Vuela entre las flores
 Vuela pajarito
 Y ve a las nubes

Verse 2

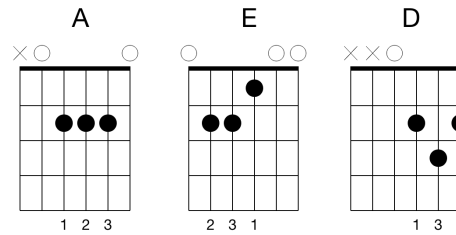
Butterfly, butterfly, that goes from flower to flower
Butterfly, butterfly, what beautiful color you have

Mariposa, mariposa, que vas de flor en flor
 Mariposa, mariposa que bonito es tu color

Chorus

Fly, fly butterfly
Fly among the flowers
Fly, fly butterfly
And go to the rainbow

Vuela mariposa
 Vuela entre las flores
 Vuela mariposa
 Y ve al arcoiris



Verse 3

Bumble bee, bumble bee, that goes from flower to flower
Bumble bee, bumble bee, what beautiful color you have

Abejita, abejita que vas de flor en flor
 Abejita, abejita que bonito es tu color

Chorus

Fly, fly bumble bee
Fly among the flowers
Fly, fly bumble bee
And go make some honey

Vuela abejita
 Vuela entre las flores
 Vuela abejita
 Y ve a hacer miel

Last Chorus

Fly, fly little bird
Fly fly butterfly
Fly fly bumble bee
And come back to me

Vuela pajarito
 Vuela mariposa
 Vuela abejita
 Y ven, ven, ven
 Hacia mi

About The Song

Pajarito celebrates the beauty and freedom found in nature. It encourages us to protect and nourish the natural world, and to delight in the sound of the birds, the fragility of a beautiful butterfly, and the humble, yet vital work of the bumble bee.


Suggested Activity Ideas

Infants: Use hand and finger motions to mimic a flying bird, butterfly and bumble bee.

Toddlers - Twos: Ask the students to demonstrate how a bird, butterfly and bumblebee fly, and then incorporate their own hand or body movements into the song.

Preschool and Pre-K: Ask students to flap their arms up and down to mimic a bird, open and shut their arms to mimic a butterfly and buzz and wiggle their hands to mimic a bumble bee.

Art projects include creating birds, butterflies and bumble bees and making them fly for the song. Materials are endless - let your imagination fly!



06 Laila

Spoken Intro

¿Hey, están listos todos?
Ok, vamos a cantar

**C'mon everybody,
Lets go,
It's time to dance.**

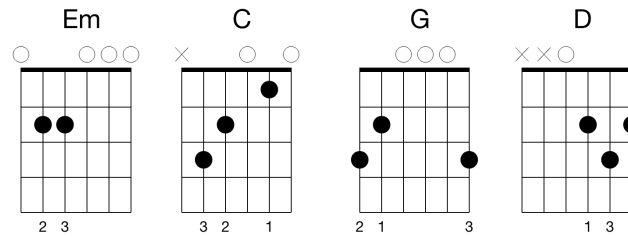
**Oh yeah,
This is gonna be a good time.**

¡Vamos todos!
Es hora de bailar.
Escuchen,

Chorus
Laila Laila Laila la///

Verse 1
Vamos todos juntos
a cantar y a bailar

Vamos todos juntos
a reír y a gozar



Chorus

Laila Laila Laila la///

Verse 2

**Everybody come together
Lets go sing and dance**

**Everybody come together
Lets go smile and have fun**

Laila laila laila la///

About The Song

Laila is an invitation to come together and dance. A reminder to enjoy life, and a call to unity.

Suggested Activity Ideas

Infants: Egg shakers are a perfect accompaniment to this song. The beat also lends itself to bouncing infants in your lap or dancing with them.

Toddlers - Twos: Have the children hold hands and dance in a circle. Once they have mastered that, they can move on to dancing in pairs. Both actions are demonstrations of “Everybody come together”

Preschool and Pre-K: Have the children make a circle and walk around, then come in to the middle for “come together.”

Also, look up a basic Flamenco clapping patterns called ‘Palmas’, and practice some basic Palmas techniques: Palmas Sordas (Muted) and Palmas Fuertes (Strong).



07 Hola

Verse 1

Hola hola ¿cómo estas?
Hola dime ¿cómo estas?

Hello hello hello hello
Hello hello and how are you?

Verse 2

Vamos todos a cantar//
Everybody sing//

Verse 3

Vamos todos a aprender//
Everybody is gonna learn//

Verse 4

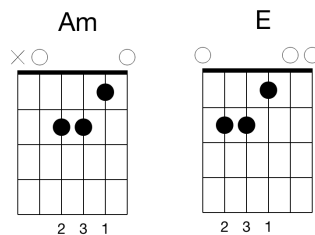
Vamos todos a aplaudir//
Everybody clap//

Verse 5

Vamos todos a caminar//
Everybody walk//

Verse 6

Vamos todos a marchar//
Everybody march//



Verse 7

Everybody sleep
Everybody go to sleep

Vamos todos a dormir
Vamos a dormir

Wake Up!!!

Verse 8

Everybody dance
Everybody dance

Vamos todos a bailar
Vamos todos a bailar

About The Song

Hola is an introduction song with an emphasis on learning active verbs and practicing them in a logical sequence: saying hello, singing, clapping, walking, marching, running, flying, stretching, etc. We practice our gross motor skills, and get our wiggles out as class begins.

Suggested Activity Ideas

Infants Start with a slow tempo. Shake each infant's hand when saying, "Hola hola ¿cómo estás?" Demonstrate the action verbs with your fingers (walking, marching). Have caregivers perform the action verbs while holding the infants.

Toddlers - Twos: Have the children suggest the action verbs for each verse.

Preschool and Pre-K: Challenge students with more complex, compound movements. Examples include: Everybody stand on one foot, Everybody reach up for a star everybody shake hands with a friend, etc.



08 Cara Cabeza

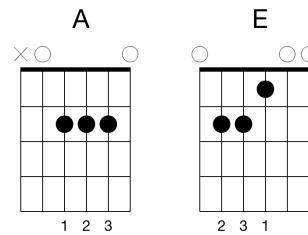
We are gonna learn
Our body parts
Are you ready
Are you ready

We are gonna learn
Our Spanish body parts
And it goes like this
It goes like this

Cara, cabeza //
Manos, pies //
Ojos y orejas
Boca y los dientes
Y la nariz //

Estomago, rodillas //
Codos, dedos //
Ojos y orejas
Boca y los dientes
Y la nariz //

Cintura, tobillos //
Espalda, cuello //
Ojos y orejas
Boca y los dientes
Y la nariz //



Vamos a aprender las partes del cuerpo
Estas listo, estas lista?

Vamos a aprender las partes en **Inglés**
Y es así, es así

Face and head
Hands and feet
Eyes and ears
Mouth and teeth
And your nose

Stomach and knees
Elbows and fingers
Eyes and ears
Mouth and teeth
And your nose

Waist and ankles
Back and neck
Eyes and ears
Mouth and teeth
And your nose //

About The Song


Cara Cabeza is about learning basic body parts, parts, in both languages.

Suggested Activity Ideas

Infants: First, go through the motions for the babies as you sing. Next, point out their own body parts.

Toddlers - Twos Have the children tap the corresponding body part as you sing. Incorporate three tempos, very slow, medium and fast. Add a little “swing” to the beat and have the children practice snapping their fingers to make it jazzy.

Preschool and Pre-K: Have the children tap the corresponding body parts, pause at times without singing the words and let them fill in the blanks. Incorporate more graded tempos, such as very slow, slow, medium, fast and very fast. Also incorporate dynamic play, whispering, singing loudly, etc.



09 Rock Paper Scissors

Verse 1

Uno, dos, tres
 Ahi viene La Niña Ines
 Con sus zapatos
 Puestos al revés
One, two, three
Here comes girl Ines
With her shoes
Put on backwards

Verse 2

Uno, dos, tres
 Ahi viene La Niña Ines
 Con sus pantalones
 Puestos al revés
One, two, three
Here comes girl Ines
With her pants
Put on backwards

Chorus

Piedra, papel oh tijera
 Es lo que jugaban los niños
Rock, paper, scissors
Is what kids used to play

Verse 3

Uno, dos, tres
 Ahi viene La Niña Ines
 Con su camisa
 Puesta al revés
One two three
Here comes girl Ines
With her shirt
Put on backwards

Chorus

Verse 4

Uno, dos, tres
 Ahi viene La Niña Ines
 Con su cabeza
 Puesta al revés
One, two, three
Here comes girl Ines
With her head
Put on backwards

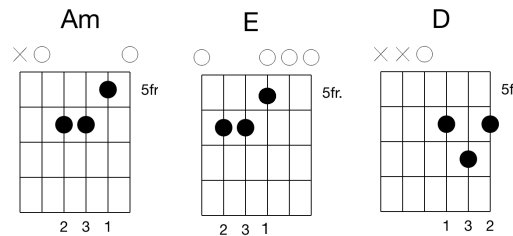
Verse 5

Uno, dos, tres
 Yo voy con Ines
 Oh No! Yo soy quien
 Esta al revés
One, two, three
I come with Ines
Hey! It turns out that it's me
Who's head is on backwards

Chorus

Piedra, papel oh tijera
 Es lo que jugaban los niños
Rock, paper, scissors
Is what kids used to play

Piedra papel oh tijera
 Es lo que jugaban los niños
Rock, paper, scissors
That's the game that
Ines likes to play
 Es lo que juega La Niña Ines
 Es lo que juega La Niña Ines



About The Song

Rock Paper Scissors emphasizes the joy of technology-free play, and is a lesson in celebrating the differences in all of us.

It is inspired by a children's game from Guatemala.

Suggested Activity Ideas

Infants: Since teaching the concept of the game rock, paper, scissors cannot be applicable to this age group, I usually sing the song and encourage clapping and dancing with caregivers throughout the song.

Toddlers - Twos: Introduce hand motions for rock, paper, scissors (emphasis on this being a game that is played with fingers not actual items) for the choruses, and have the children point to their corresponding articles of clothing.

Preschool and Pre-K: Add counting with the fingers to the Rock, Paper, Scissors choreography, and have the children pretend to turn their clothes backwards when they are mentioned. Practice walking backwards when you get to the head!



10 How Much I Love You

Chorus

Oh how much I love you
Oh I really do
Oh how much I love you my dear love,
Oh, because its you

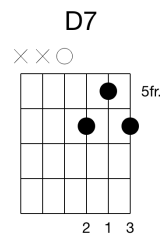
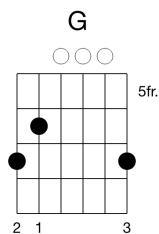
Verse 1

Your tears are always safe right in my heart
Because I have abundant love

And the passing of the days are nothing dear
to the eternity of my love

Chorus

Oh how much I love you
Oh I really do
Oh how much I love you my dear love
Oh because its you



Verse 2

Colors can be mixed together in a painting
Same way I can mix my love for you

Lets paint a masterpiece together you and I
Lets paint a masterpiece for the world and lets
say...

Chorus

Oh how much we love you world
Oh we really do
Oh how much we love you our dear world
Oh because its you

About The Song

How Much I Love You expresses the feeling of a parent, especially one with young children, as they drop off their children at school or daycare, leaving a piece of their heart behind. It is hard to describe in simple words, but universal!

Suggested Activity Ideas

Infants: Sing this at the end of class as a lullaby as caregivers hold infants.

Toddlers - Twos: Sing this song when it is time to bring the energy down in class. Have the students open their arms wide on "Oh how much" hug themselves on "I love" and point out for "you."

Preschool And Up: Have students mimic the vocal bass from the track while you sing. Trade parts. Students can also use shakers to work on self regulation - it's a slow beat to keep!

Play this song while children create postcards for their families, describing how much they love each member and why.



11 Los Instrumentos

Verse 1

Los instrumentos, los instrumentos, los instrumentos hacen música

Música, música, los instrumentos hacen música

Instruments, instruments, instruments make music
Music, music, instruments make music

Verse 2

Las maraca, las maracas, las maracas suenan así

Maracas, maracas, maracas sound like this

Verse 3

La marimbola, la marimbola, la marimbola, suena así

The rumba box, the rumba box, sounds like this

Verse 4

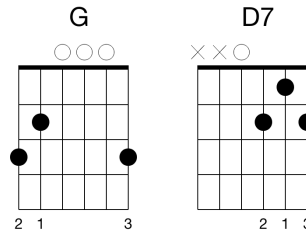
La marimba, la marimba, la marimba suena así

The marimba, the marimba, the marimba sounds like this

Verse 5

Los bongos, los bongos, los bongos suenan así

The bongos, the bongos, the bongos sound like this



Verse 6

La flauta, la flauta, la flauta suena así

The flute, the flute, the flute sounds like this

Verse 7

El estilófono, el estilófono, el estilófono suena así

The stylophone, the stylophone sounds like this

Verse 8

El agua, el agua, el agua suena así

The water, the water, the water sounds like this

END

Los instrumentos, los instrumentos, los instrumentos hacen música música, música, instrumentos hacen música

Instruments, instruments, instruments make music
music, music, instruments make music

About The Song

Los instrumentos explores the variety of sounds used to make music, whether they be from musical instruments, our own voices, or even things we would not typically classify as instruments, but can be used to create a joyful noise.

Suggested Activity Ideas

Infants: Get out every instrument you have and let them explore sounds one at a time! Add your own lyrics to the song based on available instruments.

Toddlers - Older Twos: Have children play their available instruments one at a time. If you don't have some instruments at home, encourage making the sounds instead.

Preschool and Pre-K: All the above, plus create an instrument music chart with images of wind, percussion and string instruments.

Create an alphabet collage of instruments.



12 Months Of The Year

Verse 1

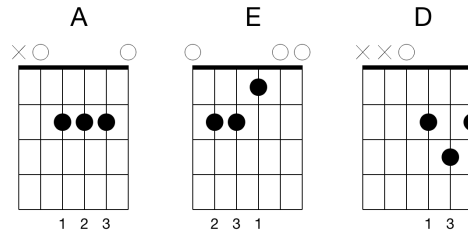
Estos son los doce meses del año
 Estos son los doce meses que hay aquí
 Estos son los doce meses del año
 Estos son los doce que hay que aprender aquí

Enero, febrero
 Marzo, Abril
 Mayo, Junio
 Julio, Agosto
 Septiembre, Octubre
 Noviembre,
 Y Diciembre

Verse 2

These are the twelve months of the year
 These are the twelve we have right here
 These are the twelve months of the year
 These are the twelve we have to learn right here

January, February
 March and April
 May and June
 July and August
 September, October
 November
 And December



Verse 3

Estos son los doce meses del año
 Estos son los doce meses que hay aquí
 Estos son los doce meses del año
 Estos son los doce que hay que aprender aquí

Enero, febrero, Marzo, Abril, Mayo, Junio, Julio,
 Agosto, Septiembre, Octubre, Noviembre,
 Y diciembre

Coming soon
 To a town near you
 The months of the year
 Starting you

About The Song

Learn the days of the year to a fun, funky beat.

Suggested Activity Ideas

Infants Before you sing, count up to twelve using toys or fingers.

Toddlers - Twos Count to twelve with toys representing each month before the song. Hold up each toy when you get to the corresponding month. Lay flash cards of each month on the floor and point to the words as you sing.

Preschool and Pre-K: Sit in a circle and assign a month of the year to each student. Have them stand when their month is called. Then, have them sing their month while they stand. Also, have them match month flashcards to the corresponding number.



13 La Lluvia

Verse 1

La lluvia, la lluvia del campo
Me gusta en el amanecer
The rain, the rain of the forest
I like it just right in the morning

Chorus

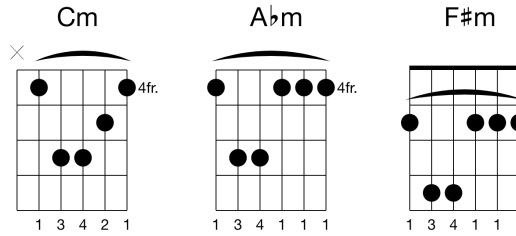
Los pájaros se mojan en los árboles
Y la lluvia se goza al caer
The birds get wet in the trees
And the rain is happy to fall down

Verse 2

Las nubes, las nubes del campo
Me gustan en el atardecer
The clouds, the clouds of the forest
I like them in the afternoon

Chorus

Los pájaros se mojan en los árboles
Y la lluvia se goza al caer
The birds get wet in the trees
And the rain is happy to fall down



Verse 3

La luna, la luna de la vida
Me gusta en el anochecer
The moon, the moon of life
I like it right in the evening

Chorus

Los pájaros se mojan en los árboles
Y la lluvia se goza al caer
The birds get wet in the trees
And the rain is happy to fall down

About The Song

La Lluvia is the story of a day in a tropical forest. It begins in the morning with rain, the moves to a cloudy afternoon and a moon-bright night. It serves as a good jumping off point to talk about Rainforests, the role of rain and protecting the environment.

Suggested Activity Ideas

Infants Bring out the rain sticks and enjoy a harmonious time while singing to infants. Caregivers can also hold babies in their lap while helping them explore the sounds rain sticks make as they move them.

Toddlers - Twos Same as above but you may also encourage students to use their fingers to act out how the rain falls down.

Preschool and Pre-K: As mentioned above, plus include egg shakers, wrist shakers and maracas to practice soft movement motions to create a fuller rain drop sound and tempo.



14 Love

Verse 1

Love is sincere

Love is true

Love was meant for me and you

El amor es sincero

Y verdadero

El amor fue hecho para ti y para mi

Oh oh oh...

Verse 2

Love is tender

Love is free

Love is all you give to me

El amor es tierno

El amor es libre

Amor es el que me das a mi

Oh, oh, oh...

Verse 3

Love is thankful

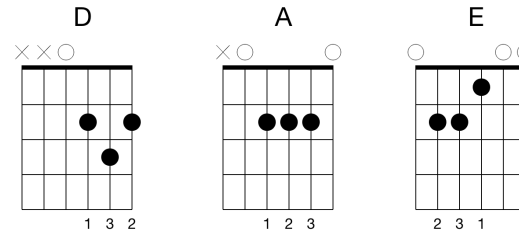
Love is real

Love is what we all need to feel

Agradecido, el amor es real

Es lo que debemos dar

Oh, oh, oh...



Verse 4

Your love is wonderful

Love is you

Love is the world I have for you

Maravilloso es tu amor

Un mundo de amor que a ti te doy

Oh, oh, oh...

End

Love is sincere

Love is true

Love was meant for me and you

El amor es sincero

Y verdadero

El amor fue hecho

para ti y para mi

About The Song

Love describes the many wonderful aspects of love and loving relationships. It is an ideal lullaby and fosters security and comfort

Suggested Activity Ideas

Infants: A perfect lullaby to end class with while caregivers hold or soothe babies.

Toddlers - Twos: Teach the children to sing the "oh"s. Tell them that is their part, and they must listen for it.

Preschool and Pre-K: Have the students sing the "ohs". After a few times, let them sing it alone without you.



Copyright

© 2020

Mi Amigo Hamlet.

All rights reserved.

After initial purchase, users are permitted to download, copy and share this Educational Guide with their class at no additional cost.

Users agree to credit the source and include copyright notice.

No modifications are to be made without written consent from Mi Amigo Hamlet. Users agree not to charge any price for sharing information included in this packet to any person or organization.

Audio tracks must be purchased. Applicable laws provide severe civil and criminal penalties for the unauthorized, reproduction, distribution and digital transmission of copyrighted sound recordings.

15 Thankful

Verse 1

Gracias, muchas gracias
Por todo lo que tengo.
Thankful, truly thankful,
For everything I have

Verse 2

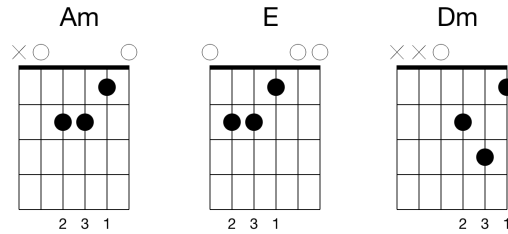
Gracias, muchas gracias
Por todo el amor que me das
Thankful, truly thankful
For the love you give to me

Chorus

Doy gracias por mis hijos
Gracias por mi familia
Gracias por el sol
Que sale cada día
I'm thankful for my sons
Thankful for my family
Thankful for the sunshine
That comes out every morning

Verse 3

Gracias, muchas gracias
Por cada abrazo que me das
Thankful, truly thankful
For every hug you give to me



Verse 4

Gracias, muchas gracias
Por nuestros momentos tan felices
Thankful, truly thankful
For all our happy times

Chorus

Doy gracias por mis hijos
Gracias por mis amigos
Gracias por el sol
Que cae en mi cada día
I'm thankful for my sons
I'm thankful for my friends
Thankful for the sunshine
That falls on me every morning

Que cae en mi cada día
That falls on me every morning

About The Song

This song is about expressing thankfulness for the things that are truly important in our lives.

Suggested Activity Ideas

Infants: Hold or sit infant in front of you and sing the song directly to them. Feel free to use hand motions to describe different things you are thankful as you also play/change lyrics to adapt to your own list of things you are thankful for.

Toddlers - Twos Sing this song with students as they use egg shakers in soft motions to follow the song's tempo in a bossanova style.

Preschool and Pre-K: As above, sing this song with students as they use egg shakers in soft motions to follow the song's tempo in a bossanova style, and feel free to add any percussion instruments available to create a bigger 'band'. Also you can ask students to 'air play' to the violin melody with rhythm sticks.



16 Little Fish

Verse 1

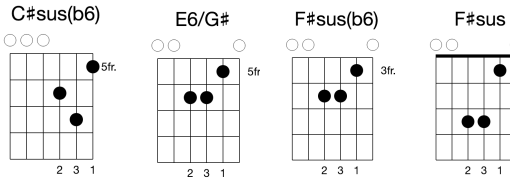
Un pececito nació,
Junto a sus padres sonrió
Ahora esta listo a ver
El nuevo amanecer

**A little fishy was born
And with his parents he smiled,
Now he is ready to see
The start of a brand new day**

Verse 2

Junto a sus hermanos el fue
A descubrir la razón
De lo que la vida les dio
Cual llevan en su corazón

**Together with his siblings went
To discover the reason
Of what life has brought them all
Which they carry deep in their heart**



Verse 3

Su vida es llena de gozo
En su alma lo tienen todo
Suben sus brazos al cielo
Y sonríen cuando te miran
**Their life is one full of joy
Nothing they lack in their soul
They stretch their arms to the sky
They look at you with a smile**

Verse 4

En sus futuros solo hay
Deseos para prosperar
Lo logran con amor
Y harán un mundo mejor
**Inside their future there is
A great desire to succeed
They will achieve it with love
To make a much better world**

About The Song

This song is the journey of a little fish and his siblings from birth through adulthood and the positive outlook of life.

Suggested Activity Ideas

Infants: Play this song to infants as they are trying to sleep in their nap times, or use a plush/rubber fish toy to play with them while the song plays.

Toddlers - Twos Same as above and add bubbles to play time.

Preschool and Pre-K: One more variation to the above activities is to have students role play as fish swimming through the water as bubbles are also being blown in the air.



billboard:
Best Latin Kids' Music
New Releases 2018

A Parents' Choice Silver Honor Award
Winner

A Parents' Choice Gold Honor Award
Winner through Pinna Audio for Kids

Mi Amigo Hamlet is a Guatemalan-born artist /producer / songwriter / musician.

His sound, a unique integration of Latin and world music influences, is what he calls **Bilingual Kids Alternative music**. Or as his four-time nominee and Grammy-winning producer **Dean Jones of Dog On Fleas** says, '**Juicy Bilingual Kids Alternative**'.

In 2001 he left his career as a multimedia art director in the creative corporate world and started a private-home tutoring business, teaching Spanish through art.

His music career began in late 2005 as a beginner student at the Old Town School Of Folk Music in Chicago, where he studied guitar and flamenco fundamentals with flamenco and dance accompanist Mehran Jalili, and bossa nova teacher Paulinho Garcia. These two styles came together as the foundation of his current album.

He went on to create and found **Vamostodos** and **GoCreative Programs**, bilingual enrichment programs for early childhood that teach Spanish through music and art, and English-based music programs in private preschools throughout Chicago, IL.

Through teaching nearly four hundred children, from infants to six-year-olds, every week, in five different schools, he has dedicated his life to spreading love for learning Spanish and music, every single day.

In April of 2013 he was diagnosed with two forms of cancer, which put a dent in his entrepreneurial career. Nonetheless, his love for his children and his formidable drive to become a cancer success story solidified his life commitment to bilingual education.

Once able to go back to teaching, he began prep for his next goal: creating a series of music albums that would help teach Spanish to a broad generation of young English speakers nationwide and to create a movement of bilingual music collaborations to benefit as many children as possible.

The 2016 presidential election and the subsequent changes to the political atmosphere in the U.S. intensified his desire to be a positive influence through music. It was his call to action to join the national dialogue and not only teach, but celebrate and encourage his #BeBilingualRocks movement.

He hopes to influence future generations of English speakers to love, appreciate and learn about not just Latin American culture but all beautiful cultures of the world as well.

He strives for excellence in all his work, and to leave a positive example for his sons. His love for them colors every song, as does his gratitude and love for his grandmother, who raised him.

The album is dedicated to them.